

Split System Heat Pumps Summary of System Ratings

IMPORTANT:

This table is intended as an at-a-glance overview. See AHRI for complete and up-to-date indoor and outdoor system ratings by model. Not all matches will attain ratings shown below.

Model Not Offered		NA-System Combination "Not Allowed"																							
Silver 14		Silver 14 - 14 SEER Single Stage Heat Pump and Air Handler Ratings Summary (up to 14 SEER / 12 EER / 8.5 HSPF)																							
		1.5 Ton			2 Ton			2.5 Ton			3 Ton			3.5 Ton			4 Ton			5 Ton					
		SEER	EER	HSPF	SEER	EER	HSPF	SEER	EER	HSPF	SEER	EER	HSPF	SEER	EER	HSPF	SEER	EER	HSPF	SEER	EER	HSPF			
TEM / TMM Air Handlers	TEM4	14.00	11.50	8.50	14.00	11.50	8.50	14.00	11.50	8.50	14.00	11.50	8.50	14.00	11.50	8.50	14.00	11.50	8.50	14.00	11.50	8.50			
	TMM4	NA			14.00	11.50	8.20	14.00	11.50	8.50	NA			NA			NA			NA					
	TMM5	14.00	11.50	8.50	14.00	11.50	8.50	14.00	11.50	8.50	14.00	12.00	8.20	NA			NA			NA					
	TEM6/8	NA			14.50	12.00	8.50	14.50	12.00	8.50	14.50	12.00	8.50	14.50	12.00	8.50	14.50	12.00	8.50	14.00	12.00	8.50	14.50	12.00	8.50
ForeFront™ Air Handlers	GAF2	14.00	11.50	8.50	14.00	11.50	8.50	14.00	12.00	8.50	14.00	12.00	8.20	NA			NA			NA					
	TAM4	14.00	11.50	8.50	14.00	11.50	8.50	14.00	11.50	8.50	14.00	11.50	8.20	NA			14.00	11.50	8.50	14.00	11.50	8.50			
	GAM5	14.50	12.00	8.50	14.50	12.00	8.50	14.50	12.00	8.50	14.50	12.00	8.50	14.50	12.00	8.50	14.50	12.00	8.50	14.00	12.00	8.50	14.00	11.70	8.50
	TAM9	14.50	12.00	8.50	14.50	12.00	8.50	14.50	12.00	8.50	14.50	12.00	8.50	14.50	12.00	8.50	14.50	12.00	8.50	14.50	12.00	8.50	14.50	12.00	8.50

Silver 15		Silver 15 - 15 SEER Single Stage Heat Pump and Air Handler Ratings Summary (up to 15 SEER / 12.5 EER / 9.5 HSPF)																							
		1.5 Ton			2 Ton			2.5 Ton			3 Ton			3.5 Ton			4 Ton			5 Ton					
		SEER	EER	HSPF	SEER	EER	HSPF	SEER	EER	HSPF	SEER	EER	HSPF	SEER	EER	HSPF	SEER	EER	HSPF	SEER	EER	HSPF			
TEM / TMM Air Handlers	TEM4	15.00	12.50	8.50	15.00	12.50	8.50	14.25	12.00	8.50	14.50	12.00	8.50	NA			NA			NA					
	TMM4	NA			14.00	11.50	8.20	14.00	11.50	8.50	NA			NA			NA			NA					
	TMM5	15.00	12.50	8.50	15.00	12.50	8.50	15.00	12.50	8.50	15.00	12.50	8.50	NA			NA			NA					
	TEM6/8	15.00	12.50	8.85	15.00	12.50	9.00	15.00	12.50	9.50	15.00	12.50	9.50	15.00	12.50	9.50	15.00	12.50	9.50	15.00	12.50	9.50	15.00	12.50	9.50
ForeFront™ Air Handlers	GAF2	15.00	12.50	8.50	15.00	12.50	8.50	15.00	12.50	9.50	NA			NA			NA			NA					
	TAM4	15.00	12.50	8.50	15.00	12.50	9.00	14.50	12.00	9.00	14.25	12.00	9.00	14.50	12.00	8.50	15.00	12.00	8.50	14.50	12.00	8.50			
	GAM5	15.00	12.50	8.50	15.00	12.50	9.00	15.00	12.50	9.50	15.00	12.50	9.50	15.00	12.50	9.50	15.00	12.50	9.00	15.00	12.50	8.50	14.50	12.00	8.50
	TAM9	15.00	12.50	9.00	15.25	12.50	9.00	15.25	12.50	9.50	15.00	12.50	9.50	15.00	12.50	9.50	15.00	12.50	9.50	15.00	12.50	9.00	15.00	12.50	9.00

Silver 16		Silver 16 - 16 SEER Single Stage Heat Pump and Air Handler Ratings Summary (up to 17 SEER / 13 EER / 9.6 HSPF)																							
		1.5 Ton			2 Ton			2.5 Ton			3 Ton			3.5 Ton			4 Ton			5 Ton					
		SEER	EER	HSPF	SEER	EER	HSPF	SEER	EER	HSPF	SEER	EER	HSPF	SEER	EER	HSPF	SEER	EER	HSPF	SEER	EER	HSPF			
TEM / TMM Air Handlers	TEM4	15.00	12.50	8.50	15.00	12.00	8.20	NA			15.00	12.00	8.20	NA			NA			NA					
	TMM5	16.00	13.00	9.00	16.00	13.00	8.50	NA			NA			NA			NA			NA					
	TEM6/8	16.00	12.50	9.00	16.00	13.00	9.60	16.00	13.00	9.60	16.00	13.00	9.60	16.00	13.00	9.60	16.00	13.00	9.60	16.00	13.00	9.60	15.00	12.50	9.00
ForeFront™ Air Handlers	GAF2	16.00	13.00	8.55	14.00	12.00	8.20	NA			NA			NA			NA			NA					
	TAM4	15.00	12.50	8.55	15.00	12.50	8.20	NA			14.75	12.50	8.50	15.00	12.00	8.50	15.00	12.00	8.50	15.00	12.00	8.50	15.00	12.00	8.50
	GAM5	16.00	13.00	8.55	16.00	12.50	9.00	16.00	12.50	9.00	16.00	12.50	9.00	16.00	12.50	9.00	16.00	12.50	9.00	16.00	12.50	9.00	14.50	12.00	8.20
	TAM9	17.00	13.00	9.00	17.00	13.50	9.50	17.00	13.50	9.60	16.00	13.00	9.60	16.00	13.00	9.60	17.00	13.50	9.60	16.00	13.00	9.50	15.00	12.50	9.00

Silver 16 Low Profile Side Discharge		Silver 16 - 16 SEER Low Profile Single Stage Heat Pump and Air Handler Ratings Summary (up to 16.5 SEER / 13.5 EER / 10.0 HSPF)																				
		1.5 Ton			2 Ton			2.5 Ton			3 Ton			3.5 Ton			4 Ton			5 Ton		
		SEER	EER	HSPF	SEER	EER	HSPF	SEER	EER	HSPF	SEER	EER	HSPF	SEER	EER	HSPF	SEER	EER	HSPF	SEER	EER	HSPF
TEM / TMM Air Handlers	TEM4	14.50	12.00	8.50	14.50	12.00	9.00	14.00	12.00	8.50	14.50	12.00	9.00	14.50	12.00	9.00	14.00	12.00	9.00	14.00	11.50	9.00
	TMM5	16.00	13.00	9.00	16.00	13.00	8.50	NA			NA			NA			NA			NA		
	TEM6/8	16.00	13.00	9.50	16.00	13.00	9.50	15.50	12.50	10.00	16.50	13.50	10.00	16.00	13.00	10.00	15.00	12.50	10.00	14.50	11.50	10.00
ForeFront™ Air Handlers	GAF2	16.00	13.50	9.00	15.00	12.50	9.00	14.50	12.00	8.50	14.00	12.00	9.00	NA			NA			NA		
	TAM4	14.50	12.00	8.50	14.50	12.00	9.00	14.00	11.50	8.50	14.50	12.00	9.50	14.00	11.00	9.00	14.50	12.00	9.50	14.50	11.50	9.00
	GAM5	15.00	12.50	9.00	15.00	12.50	9.00	15.00	12.50	9.00	15.00	12.50	9.00	15.00	12.50	9.00	15.00	12.00	9.00	14.00	11.50	9.00
	TAM9	16.00	13.00	9.50	16.00	13.50	9.50	16.00	13.00	9.00	16.00	13.00	10.00	15.00	12.50	9.50	15.00	12.00	9.50	14.00	11.50	9.00

For complete equipment / combination selections, installation instructions and warranty information, please refer to Product Data/Ratings and/or Installers Guides and Limited Warranty Handbooks.

Split System Heat Pumps Summary of System Ratings

IMPORTANT:

This table is intended as an at-a-glance overview. See AHRI for complete and up-to-date indoor and outdoor system ratings by model. Not all matches will attain ratings shown below.

Model Not Offered		Gold 17 - Two Stage 17 SEER Heat Pump and Air Handler Ratings Summary (up to 17 SEER / 13.5 EER / 9.5 HSPF)																				
Gold 17-2 Stage		1.5 Ton			2 Ton			2.5 Ton			3 Ton			3.5 Ton			4 Ton			5 Ton		
		SEER	EER	HSPF	SEER	EER	HSPF	SEER	EER	HSPF	SEER	EER	HSPF	SEER	EER	HSPF	SEER	EER	HSPF	SEER	EER	HSPF
TEM Air Handlers	TEM6/8				17.00	12.50	8.50				17.00	12.50	9.60				17.00	12.50	9.60	15.00	12.00	9.60
ForeFront™ Air Handlers	GAM5				16.00	12.50	9.00				16.00	12.50	9.00				16.00	12.00	9.00	15.00	11.00	9.00
	TAM9				17.25	13.50	9.50				17.75	13.00	9.00				17.25	12.50	9.00	16.25	12.00	9.00

Platinum 18 AccuComfort™		Platinum 18 - SEER AccuComfort™ Variable Speed Heat Pump and Air Handler Ratings Summary (up to 18 SEER / 13.5 EER / 10.0 HSPF)																				
Platinum 18 AccuComfort™		1.5 Ton			2 Ton			2.5 Ton			3 Ton			3.5 Ton			4 Ton			5 Ton		
		SEER	EER	HSPF	SEER	EER	HSPF	SEER	EER	HSPF	SEER	EER	HSPF	SEER	EER	HSPF	SEER	EER	HSPF	SEER	EER	HSPF
ForeFront™ Air Handlers	TAM9				18.00	13.00	10.00				18.00	13.00	10.00				18.00	12.50	10.00	18.00	12.50	10.00

Platinum 19 AccuComfort™		Platinum 19 - SEER AccuComfort™ Variable Speed Heat Pump and Air Handler Ratings Summary (up to 19.5 SEER / 13.0 EER / 11.5 HSPF)																				
Platinum 19 AccuComfort™		1.5 Ton			2 Ton			2.5 Ton			3 Ton			3.5 Ton			4 Ton			5 Ton		
		SEER	EER	HSPF	SEER	EER	HSPF	SEER	EER	HSPF	SEER	EER	HSPF	SEER	EER	HSPF	SEER	EER	HSPF	SEER	EER	HSPF
TEM Air Handlers	TEM8				19.50	13.00	11.00				18.00	12.50	10.50				19.00	12.50	11.00	18.00	10.50	10.75
ForeFront™ Air Handlers	TAM9				19.50	13.00	11.50				17.75	12.50	11.00				19.00	11.50	11.50	19.00	10.50	11.00

Platinum 20 AccuComfort™		Platinum 20 - SEER AccuComfort™ Variable Speed Heat Pump and Air Handler Ratings Summary (up to 21.0 SEER / 13.50 EER / 10.0 HSPF)																				
Platinum 20 AccuComfort™		1.5 Ton			2 Ton			2.5 Ton			3 Ton			3.5 Ton			4 Ton			5 Ton		
		SEER	EER	HSPF	SEER	EER	HSPF	SEER	EER	HSPF	SEER	EER	HSPF	SEER	EER	HSPF	SEER	EER	HSPF	SEER	EER	HSPF
ForeFront™ Air Handlers	TAM9				19.25	13.75	10.00				21.00	13.50	10.00				19.25	12.50	10.00	19.00	12.70	10.00

AccuComfort™ Variable Speed Heat Pumps Single Phase – 2-5 Tons



Platinum 20
(Variable Speed)

Table SH-3-A - Platinum 20 R-410A Split System Variable Speed Heat Pump (25–100% capacity)—with AccuLink™ ②

Model Number	Power Supply	Nom. Cap. Cooling (BTUH)	Uncrated Dimensions (in.)			Shipping Weight (lbs.)	Sound** Rating		MCA*	Max. Fuse*	Line Size (in)	
			H	W	D		(Cool)	(Heat)			OD Gas	OD Liq.
4A6V0X24A1000A	208/230/1/60	24,000	41	33	30	225	54/65	60/69	17.0	25	3/4	3/8
4A6V0X36A1000A	208/230/1/60	36,000	41	37	34	263	59/70	60/72	26.0	40	3/4	3/8
4A6V0X48A1000A	208/230/1/60	48,000	41	37	34	275	61/74	62/76	29.0	45	7/8	3/8
4A6V0X60A1000A	208/230/1/60	54,000	45	37	34	285	57/73	61/74	37.0	50	7/8	3/8



Platinum 19
(Variable Speed)

Table Table SH-3-B - Platinum 19 R-410A Side Discharge Variable Speed Heat Pump (50-100% capacity)—with AccuLink™ ②

Model Number	Power Supply	Nom. Cap. Cooling (BTUH)	Uncrated Dimensions (in.)			Shipping Weight (lbs.)	Sound** Rating		MCA*	Max. Fuse*	Line Size (in)	
			H	W	D		(Cool)	(Heat)			OD Gas	OD Liq.
4A6L9024A1000B①	208/230/1/60	24,000	37	47	18	230	50	49	19.1	25	5/8	3/8
4A6L9036A1000B①	208/230/1/60	36,000	37	47	18	252	48	49	26.9	30	3/4	3/8
4A6L9048A1000B①	208/230/1/60	48,000	43	47	18	271	54	52	31.8	35	7/8	3/8
4A6L9060A1000B①	208/230/1/60	54,000	43	47	18	271	56	52	36.1	40	7/8	3/8



Platinum 18
(Variable Speed)

Table SH-3-C - Platinum 18 R-410A Split System Variable Speed Heat Pump (25–100% capacity)—with AccuLink™ ②

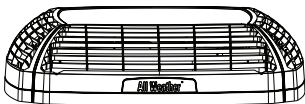
Model Number	Power Supply	Nom. Cap. Cooling (BTUH)	Uncrated Dimensions (in.)			Shipping Weight (lbs.)	Sound** Rating		MCA*	Max. Fuse*	Line Size (in)	
			H	W	D		(Cool)	(Heat)			OD Gas	OD Liq.
4A6V8X24A1000A	208/230/1/60	24,000	41	33	30	225	54/65	60/69	17.0	25	5/8	3/8
4A6V8X36A1000A	208/230/1/60	36,000	41	33	30	238	56/70	60/74	25.0	35	3/4	3/8
4A6V8X48A1000A	208/230/1/60	48,000	41	37	34	268	61/74	62/76	28.0	40	7/8	3/8
4A6V8X60A1000A	208/230/1/60	54,000	45	37	34	285	57/73	61/74	37.0	50	7/8	3/8

① For coastal applications where units are installed within one (1) mile of salt water, epoxy coated models are available for order. Model numbers with "COT" in the eleventh (11) through thirteenth (13) digits represent an epoxy coated coil. Example: 4TWL9036A1COTA. These models have an 8 week lead time after order.

② Must use TCONT850, TZONE950 or TZONE1050 control.

* Information subject to change. Please confirm with current Product Data/Service Facts for current factory production.

** Rated in accordance with ARI Standard 275



ALL WEATHER™ TOP ACCESSORY

BAYAWGR0003 - Fits base sizes 33"x30" (WxD)

BAYAWGR0004 - Fits base sizes 37"x34" (WxD)

Split System Heat Pumps

AccuComfort™ Variable Speed Heat Pump Single Phase – 2-5 Tons

Table SH-4-A — Features

	Platinum 20 (4A6V0)	Platinum 19 (4A6L9)	Platinum 18 (4A6V8)
• SEER up to	21.00	19.50	18.00
• HSPF up to.....	10.00	12.00	10.00
• Duration™ compressor	1	1	1
• Number of stages	Variable	Variable	Variable
• Comfort-R™ mode approved	✓	✓	✓
• AccuLink™ system.....	✓	✓	✓
• DuraBase™ base, fast complete drain, weatherproof	✓	—	✓
• Easy-Sess™ cabinet, service access & refrigerant connections with full coil protection.....	✓	—	✓
• Spine Fin™ coil.....	✓	—	✓
• Compressor sound enclosure	✓	—	—
• Compressor sump heat	✓	✓	✓
• Factory supplied charge	✓	✓	✓
• Glossy corrosion resistant finish.....	R-410A	R-410A	R-410A
• High pressure switch	✓	✓	✓
• Low pressure protection	✓	✓	✓
• Internal high / low pressure & temperature protection	✓	✓	✓
• Liquid line filter drier - factory installed or factory supplied for field install	✓	✓	✓
• Seacoast shield - factory installed.....	✓	—	—
• Spinnaker gray cabinet.....	✓	✓	✓
• 10-year limited warranty on compressor, outdoor coil & all other functional parts	—	✓	—
• 12-year limited warranty on compressor, 10-year on outdoor coil & all other functional parts with registration* (Residential Use)	✓	—	✓
• Extended warranties available	✓	✓	✓

* Registered Limited Warranty terms are available when you register within 60 days of installation. You can register online at americanstandardair.com or by phone at 855-260-2975, otherwise American Standard Heating & Air Conditioning's Base Limited Warranty terms will apply. Base Limited Warranty information on specific products can be found on ASDealerNet.com.

Split System Heat Pumps

Table SH-4-B — Optional Accessories

Model Number	Description	Shipping Weight			
BAYECMT023	Extreme Conditions Mounting Kit (Base 2/3)	2	2	—	024-036
BAYECMT004	Extreme Conditions Mounting Kit (Base 4)	2	3-5	—	037-060
BAYISLT101	Rubber Isolators	1	✓	✓	✓
BAYLEGS007	Snow Legs - 7" High (Black)	1	✓	✓	✓
BAYLEGS004	Snow Legs - 4" High (Black)	1	✓	✓	✓
BAYVDTA003	Vertical Discharge Air Kit Base 3	10	2	—	—
BAYVDTA004	Vertical Discharge Air Kit Base 4	10	3-5	—	—
BAYSEAC001	Seacoast Kit	1	—	—	✓
BAYWIND101	Wind Baffle Kit	5	—	✓	—
BAYSDHG003A	Hail Guard Kit 4.3	5	—	2-3	—
BAYSDHG004A	Hail Guard Kit 4.4	5	—	4-5	—
PAI003091	Heresite Spraypaint	1	✓	✓	✓
BRK050332	Wall Mount Kit	—	—	✓	—
BAYSEN01ATEMPA	External Ambient Kit	—	✓	✓	✓
BAYTWGR0004	All Weather™ Top - Fits unit base size of (W x D) of 37" X 34"	—	—	—	048-060
BAYTWGR0003	All Weather™ Top - Fits unit base size of (W x D) of 33" X 30"	—	—	—	024-036
BAYECC001	Extreme Coastal Conditions Kit*	—	✓	—	✓

* Not for use in Arizona or other extreme heat applications.†


Comfort Controls — See Comfort Controls/Zone Sensors Section

- ① Used for additional seacoast corrosion protection. Refer to bulletin number UN-SVB11A-EN for application information.
- ② Available from Trane Parts.

BUILT TO A HIGHER STANDARD

American Standard
HEATING & AIR CONDITIONING


Split System Heat Pumps Single Phase – 1½-5 Tons



**Gold 17
(Two Stage)**

Table SH-5-A — Gold 17 R-410A Split System Two Stage Heat Pump (70/100% capacity)


Model Number	Power Supply	Nom. Cap. Cooling (BTUH)	Uncrated Dimensions (in.)			Shipping Weight (lbs.)	Sound** Rating	MCA*	Max. Fuse*	Line Size (in)	
			H	W	D					OD Gas	OD Liq.
4A6H7024A1000D	208/230/1/60	24,000	41	37	34	272	72	15.0	25	3/4	3/8
4A6H7036B1000D	208/230/1/60	36,000	41	37	34	258	72	20.0	35	3/4	3/8
4A6H7048A1000D	208/230/1/60	48,000	45	37	34	329	72	28.0	45	7/8	3/8
4A6H7060A1000D	208/230/1/60	54,000	45	37	34	330	74	35.0	60	7/8	3/8



**Silver 16
(Single Stage)**

Table SH-5-B — Silver 16 R-410A Split System Single Stage Heat Pump

Model Number	Power Supply	Nom. Cap. Cooling (BTUH)	Uncrated Dimensions (in.)			Shipping Weight (lbs.)	Sound** Rating	MCA*	Max. Fuse*	Line Size (in)	
			H	W	D					OD Gas	OD Liq.
4A6H6018H1000A	208/230/1/60	18,000	33	33	30	196	74	12.0	20	3/4	3/8
4A6H6024H1000A	208/230/1/60	24,000	33	33	30	208	71	14.0	25	3/4	3/8
4A6H6030H1000A	208/230/1/60	30,000	37	37	34	245	70	17.0	25	3/4	3/8
4A6H6036H1000A	208/230/1/60	36,000	37	37	34	246	70	18.0	30	3/4	3/8
4A6H6042H1000A	208/230/1/60	42,000	45	37	34	277	72	24.0	40	7/8	3/8
4A6H6048H1000A	208/230/1/60	48,000	45	37	34	300	72	26.0	40	7/8	3/8
4A6H6060H1000A	208/230/1/60	54,000	45	37	34	301	72	32.0	50	7/8	3/8



**Silver 16
(Single Stage)**

Table SH-5-C — Silver 16 R-410A Side Discharge Single Stage Heat Pump

Model Number	Power Supply	Nom. Cap. Cooling (BTUH)	Uncrated Dimensions (in.)			Shipping Weight (lbs.)	Sound** Rating	MCA*	Max. Fuse*	Line Size (in)	
			H	W	D					OD Gas	OD Liq.
4A6L6018A1000A	208/230/1/60	18,000	31	40	15	186	69	12.0	20	3/4	3/8
4A6L6024A1000A	208/230/1/60	24,000	31	40	15	186	69	13.0	20	3/4	3/8
4A6L6030A1000A	208/230/1/60	30,000	37	47	18	222	70	13.0	20	3/4	3/8
4A6L6036A1000A	208/230/1/60	36,000	37	47	18	225	71	19.0	30	7/8	3/8
4A6L6042A1000A	208/230/1/60	42,000	37	47	18	244	71	25.0	40	7/8	3/8
4A6L6048A1000A	208/230/1/60	48,000	43	47	18	266	74	26.0	45	7/8	3/8
4A6L6060A1000A	208/230/1/60	54,000	43	47	18	267	74	29.0	50	7/8	3/8

① For coastal applications where units are installed within one (1) mile of salt water, epoxy coated models are available for order. Model numbers with "COT" in the eleventh (11) through thirteenth (13) digits represent an epoxy coated coil. Example: 4A6L6036A1COTA. These models have an 8 week lead time after order.

* Information subject to change. Please confirm with current Product Data/Service Facts for current factory production.

** Rated in accordance with AHRI Standard 270-2008 (Min/Max when applicable).

For complete equipment / combination selections, installation instructions and warranty information, please refer to Product Data/Ratings and/or Installers Guides and Limited Warranty Handbooks.

Split System Heat Pumps Single Phase – 1½-5 Tons

Table SH-6-A — Features

	Gold 17 (4A6H7)	Silver 16 (4A6H6)	Silver 16 (4A6L6)
• SEER up to	17.50	17.00	17.00
• HSPF up to.....	9.60	9.60	10.00
• Duration™ compressor.....	✓	✓	✓
• Number of stages	2	1	1
• Comfort-R™ mode approved.....	✓	✓	✓
• DuraBase™ base, fast complete drain, weatherproof.....	✓	✓	—
• Easy-Sess™ cabinet, service access & refrigerant connections with full coil protection.....	✓	✓	—
• Spine Fin™ coil.....	✓	✓	—
• Copper Tube Aluminum Fin coil	—	—	✓
• Electronic Expansion Valve (EEV)	✓	—	—
• Compressor sump heat - factory installed.....	✓	—	—
• Factory supplied charge	R-410A	R-410A	R-410A
• Glossy corrosion resistant finish.....	✓	✓	✓
• High pressure switch	✓	✓	✓
• Low pressure switch	✓	✓	✓
• Liquid line filter drier - factory supplied for field install	✓	✓	✓
• Seacoast shield - factory installed.....	✓	—	—
• Spinnaker gray cabinet.....	✓	✓	✓
• 12-year limited warranty on compressor, 10-year on outdoor coil & all other functional parts with registration*	✓	—	—
• 10-year limited warranty on compressor, outdoor coil & all other functional parts with registration	—	✓	✓
• Extended warranties available	✓	✓	✓

* Registered Limited Warranty terms are available when you register within 60 days of installation. You can register online at americanstandardair.com or by phone at 855-260-2975, otherwise American Standard Heating & Air Conditioning's Base Limited Warranty terms will apply. Base Limited Warranty information on specific products can be found on ASDealerNet.com.

Table SH-6-B — Optional Accessories

Model Number	Description	Shipping Weight			
AY28X084.....	Evaporator Defrost Control.....	1.....	✓	✓	✓
BAYCCHT301RES.....	Crankcase Heater Kit (Scroll).....	1.....	—	3½-5	3½-5
BAYCCHT302RES.....	Crankcase Heater Kit (Scroll).....	1.....	—	1½-3	1½-3
BAYECMT023.....	Extreme Conditions Mounting Kit (Base 2/3).....	2.....	—	1½-2	—
BAYECMT004.....	Extreme Conditions Mounting Kit (Base 4).....	2.....	✓	2½-5	—
BAYISLT101.....	Rubber Isolators.....	1.....	✓	✓	✓
BAYKSKT263.....	Start kit (Scroll).....	1.....	2-3	✓	✓
BAYKSKT266.....	Start kit (Scroll).....	1.....	4-5	—	—
BAYLEGS007.....	Snow Legs - 7" High (Black).....	1.....	✓	✓	✓
BAYLEGS004.....	Snow Legs - 4" High (Black).....	1.....	✓	✓	✓
BAYLOAM107A.....	Low Ambient Kit.....	1.....	✓	✓	✓
TAYASCT501A①②.....	Anti-Short Cycle Timer.....	2.....	✓	✓	—
BAYSDEN004.....	Large Scroll Compressor Enclosures.....	8.....	✓	✓	✓
BAYSEAC001.....	Seacoast Kit.....	1.....	✓	✓	—
BAYSDHG001A.....	Hail Guard Kit 3.2.....	5.....	—	—	1½-2
BAYSDHG003A.....	Hail Guard Kit 4.3.....	5.....	—	—	2½-3½
BAYSDHG004A.....	Hail Guard Kit 4.4.....	5.....	—	—	4-5
BAYWIND102.....	Wind Baffle.....	—	—	—	1½-2
BAYWIND103.....	Wind Baffle.....	—	—	—	2½-5
AAYSVPANL3343AA.....	Service Valve Panel Cover Kit.....	2.....	2-3	1½-2	—
AAYSVPANL0044AA.....	Service Valve Panel Cover Kit.....	2.....	4-5	2½-3	—
AAYSVPANL0046AA.....	Service Valve Panel Cover Kit.....	2.....	—	3½-5	—
PAI00309③.....	Heresite Spraypaint.....	1.....	✓	✓	✓
BRK05033④.....	Wall Mount Kit.....	—	—	—	✓
BAYAWGR0004.....	All Weather™ Top - Fits unit base size of (W x D) of 37" X 34".....	—	✓	030-060	—
BAYAWGR0003.....	All Weather™ Top - Fits unit base size of (W x D) of 33" X 30".....	—	—	018-024	—


Comfort Controls — See Comfort Controls/Zone Sensors Section

- ① Do not use with programmable thermostats.
- ② Activated on Power Off.
- ③ Used for additional seacoast corrosion protection. Refer to bulletin number UN-SVB11A-EN for application information.
- ④ Available from Trane Parts.

BUILT TO A HIGHER STANDARD

American Standard
HEATING & AIR CONDITIONING


Split System Heat Pumps Single Phase – 1½-5 Tons



**Silver 15
(Single Stage)**

Table SH-7-A — Silver 15 R-410A Split System Single Stage Heat Pump

Model Number	Power Supply	Nom. Cap. Cooling (BTUH)	Uncrated Dimensions (in.)			Shipping Weight (lbs.)	Sound** Rating	MCA*	Max. Fuse*	Line Size (in)	
			H	W	D					OD Gas	OD Liq.
4A6H5018H1000A	208/230/1/60	18,000	29	29	26	161	73	12.0	20	3/4	3/8
4A6H5019H1000A	208/230/1/60	18,000	33	33	30	196	74	12.0	20	3/4	3/8
4A6H5024H1000A	208/230/1/60	24,000	33	33	30	208	71	14.0	25	3/4	3/8
4A6H5030H1000A	208/230/1/60	30,000	29	37	34	248	72	17.0	25	3/4	3/8
4A6H5036H1000A	208/230/1/60	36,000	37	37	34	246	70	18.0	30	3/4	3/8
4A6H5042H1000A	208/230/1/60	42,000	45	37	34	277	72	22.0	35	7/8	3/8
4A6H5048H1000A	208/230/1/60	48,000	45	37	34	300	72	24.0	40	7/8	3/8
4A6H5060H1000A	208/230/1/60	54,000	45	37	34	328	72	32.0	50	7/8	3/8



**Silver 14
(Single Stage)**

Table SH-7-B — Silver 14 R-410A Split System Single Stage Heat Pump

Model Number	Power Supply	Nom. Cap. Cooling (BTUH)	Uncrated Dimensions (in.)			Shipping Weight (lbs.)	Sound** Rating	MCA*	Max. Fuse*	Line Size (in)	
			H	W	D					OD Gas	OD Liq.
4A6H4018G1000A	208/230/1/60	18,000	29	29	26	161	73	12.0	20	3/4	3/8
4A6H4024G1000A	208/230/1/60	24,000	29	33	30	191	71	14.0	25	3/4	3/8
4A6H4030G1000A	208/230/1/60	30,000	29	37	34	248	72	17.0	25	3/4	3/8
4A6H4036G1000A	208/230/1/60	36,000	29	37	34	248	75	19.0	30	7/8	3/8
4A6H4042G1000A	208/230/1/60	42,000	29	37	34	248	72	25.0	40	7/8	3/8
4A6H4048G1000A	208/230/1/60	48,000	33	37	34	256	72	25.0	45	7/8	3/8
4A6H4060G1000A	208/230/1/60	54,000	45	37	34	315	72	32.0	50	7/8	3/8

* Information subject to change. Please confirm with current Product Data/Service Facts for current factory production.

** Rated in accordance with AHRI Standard 270-2008.

Split System Heat Pumps Single Phase – 1½-5 Tons

Table SH-8-A — Features

	Silver 15 (4A6H5)	Silver 14 (4A6H4)
• SEER up to	15.75	14.50
• HSPF up to.....	9.50	8.50
• Duration™ compressor	✓	✓
• Comfort-R™ mode approved	✓	✓
• DuraBase™ base, fast complete drain, weatherproof.....	✓	✓
• Easy-Sess™ cabinet, service access & refrigerant connections with full coil protection.....	✓	✓
• Spine Fin™ coil.....	✓	✓
• Factory supplied charge	R-410A	R-410A
• Glossy corrosion resistant finish.....	✓	✓
• High pressure switch	✓	✓
• Low pressure switch	✓	✓
• Internal high / low pressure & temperature protection	✓	✓
• Liquid line filter drier - factory supplied for field install	✓	✓
• Spinnaker gray cabinet.....	✓	✓
• 10-year limited warranty on compressor, outdoor coil & all other functional parts with registration.....	✓	✓
• Extended warranties available	✓	✓

* Registered Limited Warranty terms are available when you register within 60 days of installation. You can register online at americanstandardair.com or by phone at 855-260-2975, otherwise American Standard Heating & Air Conditioning's Base Limited Warranty terms will apply. Base Limited Warranty information on specific products can be found on ASDealerNet.com.

Table SH-8-B — Optional Accessories


Model Number	Description	Shipping Weight		
AY28X084.....	Evaporator Defrost Control.....	1.....	✓	✓
BAYCCHT301RES.....	Crankcase Heater Kit (Scroll).....	1.....	5	3½-5
BAYCCHT302RES.....	Crankcase Heater Kit (Scroll).....	1.....	1½-4	1½-3
BAYECMT023.....	Extreme Conditions Mounting Kit (Base 2/3).....	2.....	1½-2	1½-2
BAYECMT004.....	Extreme Conditions Mounting Kit (Base 4).....	2.....	2½-5	2½-5
BAYISLT101.....	Rubber Isolators.....	1.....	✓	✓
BAYKSKT263.....	Start kit (Scroll).....	1.....	✓	✓
BAYLEGS007.....	Snow Legs - 7" High (Black).....	1.....	✓	✓
BAYLEGS004.....	Snow legs - 4" High (Black).....	1.....	✓	✓
BAYLOAM107A.....	Low Ambient Kit.....	1.....	✓	✓
TAYASCT501A①②.....	Anti-Short Cycle Timer.....	2.....	✓	✓
BAYSDEN001.....	Small Scroll Compressor Enclosures.....	8.....	5018, 2½	1½-3½
BAYSDEN004.....	Large Scroll Compressor Enclosures.....	8.....	5019-2, 3-5	4-5
BAYSEAC001.....	Seacoast Kit.....	1.....	✓	✓
AAYSVPANL0022AA.....	Service Valve Panel Cover Kit.....	2.....	1½	1½
AAYSVPANL0032AA.....	Service Valve Panel Cover Kit.....	2.....	2½	2-3½
AAYSVPANL3343AA.....	Service Valve Panel Cover Kit.....	2.....	019,024	4
AAYSVPANL0044AA.....	Service Valve Panel Cover Kit.....	2.....	3	—
AAYSVPANL0046AA.....	Service Valve Panel Cover Kit.....	2.....	3½-5	5
PAI00309③.....	Heresite Spraypaint.....	1.....	✓	✓
BAYAWGR0004.....	All Weather™ Top - Fits unit base size of (W x D) of 37" X 34".....		030-060	030-060
BAYAWGR0003.....	All Weather™ Top - Fits unit base size of (W x D) of 33" X 30".....		019-024	024

Comfort Controls — See Comfort Controls/Zone Sensors Section

- ① Do not use with programmable thermostats.
- ② Activated on Power Off.

Split System Heat Pumps


Split System Heat Pumps Three Phase



**Gold 17
(Two Stage)
3-Phase**

Table SH-9-A — Gold 17 3-Phase R-410A Split System Two Stage Heat Pump - Three Phase


Model Number	Power Supply	Nom. Cap. Cooling (BTUH)	Uncrated Dimensions (in.)			Shipping Weight (lbs.)	Sound** Rating	MCA*	Max. Fuse*	Line Size (in)	
			H	W	D					OD Gas	OD Liq.
4A6C7036A3000A	208/230/3/60	36,000	45	37	34	307	72	15.0	25	3/4	3/8
4A6C7048A3000A	208/230/3/60	48,000	45	37	34	323	73	18.0	30	7/8	3/8
4A6C7060A3000A	208/230/3/60	54,000	45	37	34	326	74	22.0	35	7/8	3/8
4A6C7036A4000A	460/3/60	36,000	45	37	34	307	72	8.0	15	3/4	3/8
4A6C7048A4000A	460/3/60	48,000	45	37	34	323	73	9.0	15	7/8	3/8
4A6C7060A4000A	460/3/60	54,000	45	37	34	326	74	10.0	15	7/8	3/8



**Silver 14
(Single Stage)
3-Phase**

Table SH-9-B — Silver 14 3-Phase R-410A Split System Single Stage Heat Pump - Three Phase

Model Number	Power Supply	Nom. Cap. Cooling (BTUH)	Uncrated Dimensions (in.)			Shipping Weight (lbs.)	Sound** Rating	MCA*	Max. Fuse*	Line Size (in)	
			H	W	D					OD Gas	OD Liq.
4A6C4036A3000A	208/230/3/60	36,000	29	37	34	248	75	13.0	20	7/8	3/8
4A6C4042A3000A	208/230/3/60	42,000	29	37	34	248	74	18.0	30	7/8	3/8
4A6C4048A3000A	208/230/3/60	48,000	33	37	34	252	74	18.0	30	7/8	3/8
4A6C4060A3000A	208/230/3/60	54,000	45	37	34	325	74	21.0	35	7/8	3/8
4A6C4036A4000A	460/3/60	36,000	29	37	34	248	75	6.0	15	7/8	3/8
4A6C4042A4000A	460/3/60	42,000	29	37	34	248	74	8.0	15	7/8	3/8
4A6C4048A4000A	460/3/60	48,000	33	37	34	252	74	8.0	15	7/8	3/8
4A6C4060A4000A	460/3/60	54,000	45	37	34	324	74	9.0	15	7/8	3/8



**Silver 16
(Single Stage)**

Table SH-9-C — Silver 16 R-410A Side Discharge Single Stage Heat Pump — Three Phase

Model Number	Power Supply	Nom. Cap. Cooling (BTUH)	Uncrated Dimensions (in.)			Shipping Weight (lbs.)	Sound** Rating	MCA*	Max. Fuse*	Line Size (in)	
			H	W	D					OD Gas	OD Liq.
4A6S6036A3000AⓄ	208/230/3/60	36,000	37	47	18	225	72	11.3	15	7/8	3/8
4A6S6048A3000AⓄ	208/230/3/60	48,000	43	47	18	266	75	18.2	30	7/8	3/8
4A6S6060A3000AⓄ	208/230/3/60	54,000	43	47	18	267	75	15.8	25	7/8	3/8
PHASING OUT											
4A6S6036A4000AⓄ	460/3/60	36,000	37	47	18	225	72	5.2	15	7/8	3/8
4A6S6048A4000AⓄ	460/3/60	48,000	43	47	18	266	75	8.4	15	7/8	3/8
4A6S6060A4000AⓄ	460/3/60	54,000	43	47	18	267	75	8.7	15	7/8	3/8

Ⓞ For coastal applications where units are installed within one (1) mile of salt water, epoxy coated models are available for order. Model numbers with "COT" in the eleventh (11) through thirteenth (13) digits represent an epoxy coated coil. Example: 4A6S6036A3COTA. These models have an 8 week lead time after order.

* Information subject to change. Please confirm with current Product Data/Service Facts for current factory production.

** Rated in accordance with AHRI Standard 270-2008 (Min/Max when applicable).

Split System Heat Pumps Single Phase and Three Phase

Table SH-10-A — Features	Gold 17 (4A6C7)	Silver 14 (4A6C4)	Silver 16 (4A6S6)
• SEER up to	17.5	15.5	16.0
• HSPF up to	9.60	9.50	10.0
• Duration™ compressor	✓	✓	✓
• Comfort-R™ mode approved	✓	✓	✓
• DuraBase™ base, fast complete drain, weatherproof	✓	✓	—
• Easy-Sess™ cabinet, service access & refrigerant connections with full coil protection	✓	✓	—
• Spine Fin™ coil	✓	✓	—
• Copper/Aluminum coil	—	—	✓
• Compressor sump heat - factory installed	✓	✓	✓
• Refrigerant	R-410A	R-410A	R-410A
• Glossy corrosion resistant finish	✓	✓	✓
• High pressure switch	✓	✓	✓
• Low pressure switch	✓	✓	✓
• Internal high / low pressure & temperature protection	—	—	✓
• Liquid line filter drier - factory supplied	✓	✓	✓
• Tarpaulin gray cabinet	—	—	✓
• 5-year basic limited warranty on compressor, 1-year on outdoor coil & all other functional parts (Commercial Use) ...	✓	✓	✓
• 10-year limited warranty on compressor, outdoor coil & all other functional parts with registration* (Residential Use)	—	—	✓
• Extended warranties available	✓	✓	✓

* Registered Limited Warranty terms are available when you register within 60 days of installation. You can register online at americanstandardair.com or by phone at 855-260-2975, otherwise American Standard Heating & Air Conditioning's Base Limited Warranty terms will apply. Base Limited Warranty information on specific products can be found on ASDealerNet.com.

Table SH-10-B — Optional Accessories

Model Number	Description	Shipping Weight	Gold 17 (4A6C7)	Silver 14 (4A6C4)	Silver 16 (4A6S6)
AY28X084.....	Evaporator Defrost Control HP	1.....	✓	✓	✓
BAYECMT004	Extreme Conditions Mounting Kit (Base 4)	2.....	3-5	3-5	—
BAYISLT101	Rubber Isolators	1.....	✓	✓	✓
BAYLEGS007	Snow Legs - 7" High (Black)	1.....	✓	✓	✓
BAYLEGS004	Snow Legs - 4" High (Black)	1.....	✓	✓	✓
BAYLOAM107A.....	Low Ambient Kit	1.....	✓	✓	—
BAYSDEN001	Small Scroll Compressor Enclosures.....	8.....	—	3-3½	—
BAYSDEN004	Large Scroll Compressor Enclosures	8.....	✓	4-5	4,5
BAYSEAC001.....	Seacoast Kit	1.....	✓	✓	—
TAYASCT501A①②	Anti-short cycle timer.....	2.....	✓	4	—
PAI00309③.....	Heresite Spraypaint.....	1.....	✓	—	✓
AAYSVPANL0032AA....	Service Valve Panel Cover Kit.....	2.....	—	3-3½	—
ATAYSVPANL0046AA ..	Service Valve Panel Cover Kit	2.....	3-5	5	—
AAYSVPANL3343AA....	Service Valve Panel Cover Kit.....	2.....	—	4	—
BRK05033④.....	Wall Mount Kit	—	—	✓
BAYTWGR0004	All Weather™ Top - Fits unit base size of (W x D) of 37" X 34"	✓	✓	—
BAYSDHG003A.....	Hail Guard Kit 4.3.....	—	—	✓
BAYSDHG004A.....	Hail Guard Kit 4.4.....	—	—	✓

Comfort Controls — See Comfort Controls/Zone Sensors Section

- ① Do not use with programmable thermostats.
- ② Activated on Power Off.
- ③ Used for additional seacoast corrosion protection. Refer to bulletin number UN-SVB11A-EN for application information.
- ④ Available from Trane Parts.